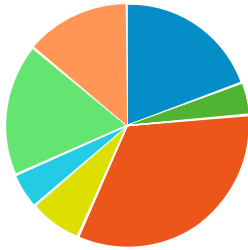


Consumer Spending 10 Miles

Consumer Spending Report (10 mile radius around 2 Courthouse Square)

Apparel (2015)

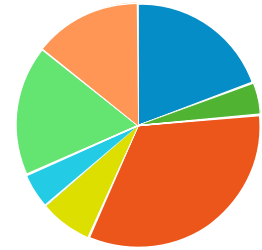
- Men's Apparel
- Boys' Apparel
- Women's Apparel
- Girls' Apparel
- Infants Apparel
- Footwear
- Apparel Services and Accessories



	\$ PER HOUSEHOLD	TOTAL \$000'S
Totals:	\$2,066	\$92,014
Men's Apparel	\$398	\$17,759
Boys' Apparel	\$89	\$3,989
Women's Apparel	\$681	\$30,361
Girls' Apparel	\$144	\$6,422
Infants Apparel	\$99	\$4,428
Footwear	\$362	\$16,148
Apparel Services and Accessories	\$289	\$12,906

Apparel (2020)

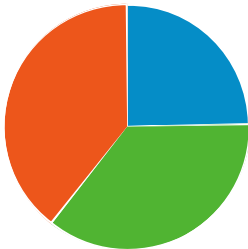
- Men's Apparel
- Boys' Apparel
- Women's Apparel
- Girls' Apparel
- Infants Apparel
- Footwear
- Apparel Services and Accessories



	\$ PER HOUSEHOLD	TOTAL \$000'S
Totals:	\$2,154	\$98,420
Men's Apparel	\$415	\$18,995
Boys' Apparel	\$93	\$4,253
Women's Apparel	\$712	\$32,545
Girls' Apparel	\$149	\$6,843
Infants Apparel	\$103	\$4,724
Footwear	\$372	\$17,004
Apparel Services and Accessories	\$307	\$14,056

Entertainment (2015)

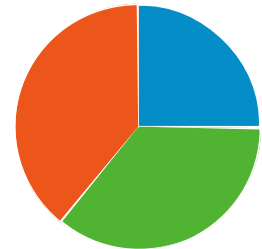
- Fees And Admissions
- Video And Audio Equipment
- Recreational Equipment And Supplies



	\$ PER HOUSEHOLD	TOTAL \$000'S
Totals:	\$3,331	\$148,352
Fees And Admissions	\$821	\$36,597
Video And Audio Equipment	\$1,197	\$53,338
Recreational Equipment And Supplies	\$1,311	\$58,417

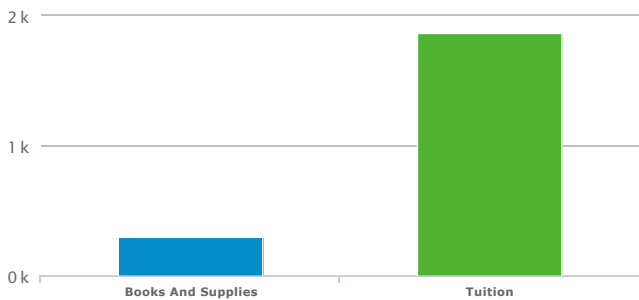
Entertainment (2020)

- Fees And Admissions
- Video And Audio Equipment
- Recreational Equipment And Supplies



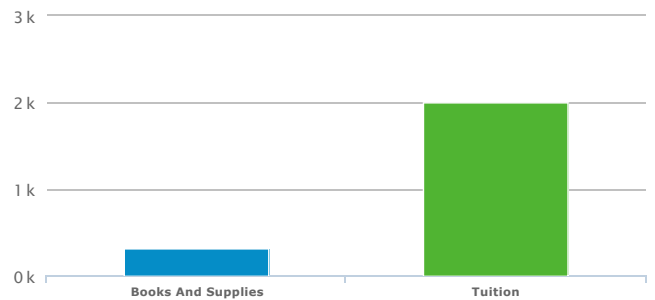
	\$ PER HOUSEHOLD	TOTAL \$000'S
Totals:	\$3,470	\$158,525
Fees And Admissions	\$874	\$39,922
Video And Audio Equipment	\$1,240	\$56,659
Recreational Equipment And Supplies	\$1,356	\$61,945

Education (2015)



	\$ PER HOUSEHOLD	TOTAL \$000'S
Books And Supplies	\$331	\$14,835
Tuition	\$1,197	\$53,338

Education (2020)

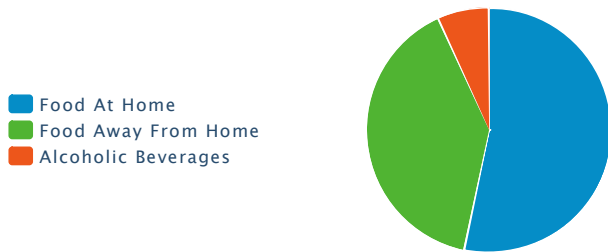


	\$ PER HOUSEHOLD	TOTAL \$000'S
Books And Supplies	\$470	\$15,852
Tuition	\$1,240	\$56,659

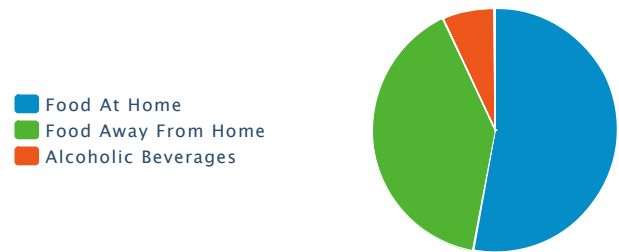
Totals:	\$2,173	\$96,785
Books And Supplies	\$303	\$13,536
Tuition	\$1,869	\$83,249

Totals:	\$2,322	\$106,063
Books And Supplies	\$324	\$14,831
Tuition	\$1,997	\$91,232

Food and Beverages (2015)



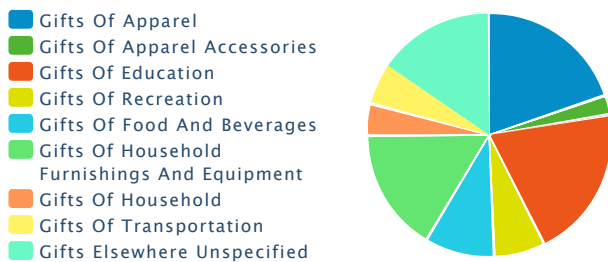
Food and Beverages (2020)



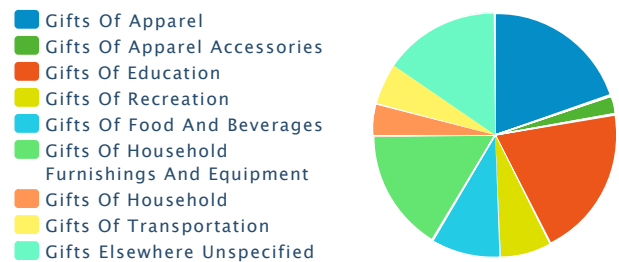
	\$ PER HOUSEHOLD	TOTAL \$000'S
Totals:	\$8,691	\$387,051
Food At Home	\$4,636	\$206,467
Food Away From Home	\$3,461	\$154,169
Alcoholic Beverages	\$593	\$26,415

	\$ PER HOUSEHOLD	TOTAL \$000'S
Totals:	\$8,988	\$410,553
Food At Home	\$4,761	\$217,488
Food Away From Home	\$3,601	\$164,501
Alcoholic Beverages	\$625	\$28,565

Gifts (2015)




Gifts (2020)




	\$ PER HOUSEHOLD	TOTAL \$000'S
Totals:	\$1,475	\$65,704
Gifts Of Apparel	\$292	\$13,046
Gifts Of Apparel Accessories	\$37	\$1,666
Gifts Of Education	\$297	\$13,228
Gifts Of Recreation	\$100	\$4,475
Gifts Of Food And Beverages	\$136	\$6,086
Gifts Of Household Furnishings And Equipment	\$240	\$10,732
Gifts Of Household	\$62	\$2,796
Gifts Of Transportation	\$79	\$3,561
Gifts Elsewhere Unspecified	\$227	\$10,114

	\$ PER HOUSEHOLD	TOTAL \$000'S
Totals:	\$1,565	\$71,495
Gifts Of Apparel	\$310	\$14,188
Gifts Of Apparel Accessories	\$39	\$1,814
Gifts Of Education	\$315	\$14,388
Gifts Of Recreation	\$106	\$4,870
Gifts Of Food And Beverages	\$144	\$6,609
Gifts Of Household Furnishings And Equipment	\$255	\$11,682
Gifts Of Household	\$66	\$3,034
Gifts Of Transportation	\$85	\$3,894
Gifts Elsewhere Unspecified	\$241	\$11,016

Household Furnishings (2015)



Household Furnishings (2020)

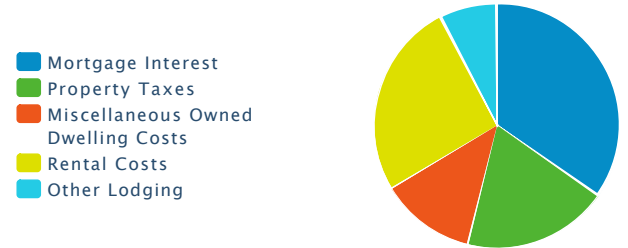
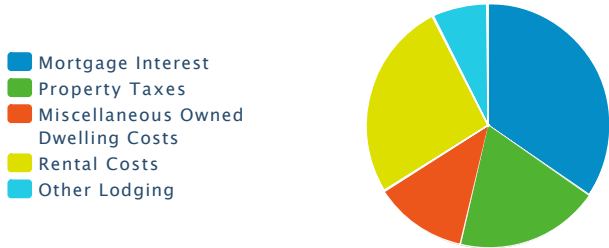


	\$ PER HOUSEHOLD	TOTAL \$000'S
Totals:	\$2,052	\$91,418
Household Textiles	\$126	\$5,653
Furniture	\$527	\$23,491
Floor Coverings	\$29	\$1,300
Major Appliances	\$263	\$11,742
Housewares And Small Appliances	\$1,105	\$49,232

	\$ PER HOUSEHOLD	TOTAL \$000'S
Totals:	\$2,144	\$97,970
Household Textiles	\$131	\$6,025
Furniture	\$553	\$25,266
Floor Coverings	\$31	\$1,422
Major Appliances	\$275	\$12,571
Housewares And Small Appliances	\$1,153	\$52,687

Shelter (2015)

Shelter (2020)

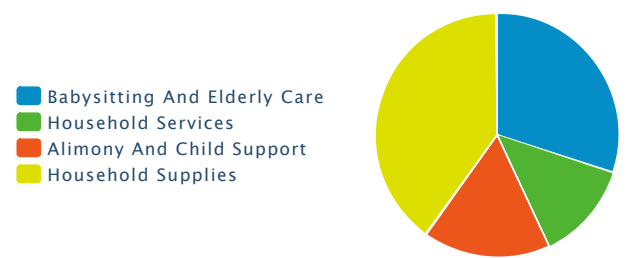
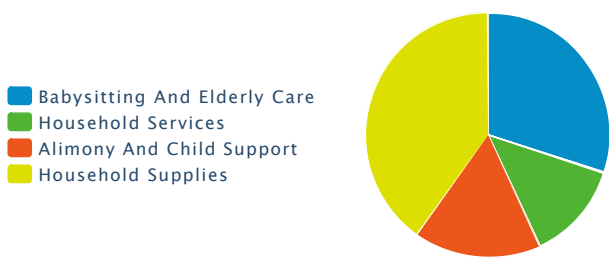


	\$ PER HOUSEHOLD	TOTAL \$000'S
Totals:	\$12,220	\$544,226
Mortgage Interest	\$4,228	\$188,323
Property Taxes	\$2,325	\$103,577
Miscellaneous Owned Dwelling Costs	\$1,523	\$67,836
Rental Costs	\$3,239	\$144,250
Other Lodging	\$903	\$40,239

	\$ PER HOUSEHOLD	TOTAL \$000'S
Totals:	\$12,741	\$581,970
Mortgage Interest	\$4,426	\$202,175
Property Taxes	\$2,448	\$111,814
Miscellaneous Owned Dwelling Costs	\$1,593	\$72,769
Rental Costs	\$3,301	\$150,781
Other Lodging	\$972	\$44,432

Household Operations (2015)

Household Operations (2020)



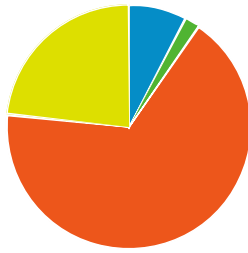
	\$ PER HOUSEHOLD	TOTAL \$000'S
Totals:	\$1,694	\$75,476
Babysitting And Elderly Care	\$509	\$22,671
Household Services	\$220	\$9,840
Alimony And Child Support	\$285	\$12,727
Household Supplies	\$679	\$30,239

	\$ PER HOUSEHOLD	TOTAL \$000'S
Totals:	\$1,790	\$81,788
Babysitting And Elderly Care	\$537	\$24,566
Household Services	\$233	\$10,648
Alimony And Child Support	\$302	\$13,825
Household Supplies	\$717	\$32,749

Personal Care (2015)

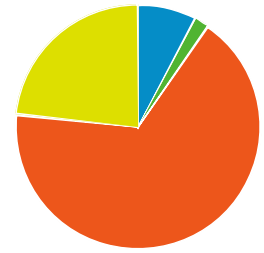
Personal Care (2020)

- Hair Care
- Electric Personal Care Appliances
- Personal Care Services
- Personal Care Products



	\$ PER HOUSEHOLD	TOTAL \$000'S
Totals:	\$769	\$34,285
Hair Care	\$59	\$2,665
Electric Personal Care Appliances	\$15	\$674
Personal Care Services	\$515	\$22,942
Personal Care Products	\$179	\$8,004

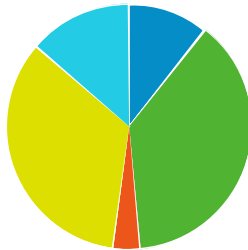
- Hair Care
- Electric Personal Care Appliances
- Personal Care Services
- Personal Care Products



	\$ PER HOUSEHOLD	TOTAL \$000'S
Totals:	\$799	\$36,525
Hair Care	\$62	\$2,842
Electric Personal Care Appliances	\$15	\$719
Personal Care Services	\$535	\$24,436
Personal Care Products	\$186	\$8,528

Utilities (2015)

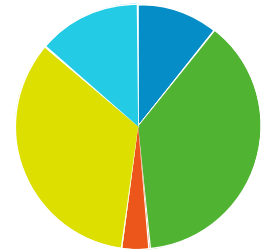
- Natural Gas
- Electricity
- Fuel Oil And Other Fuels
- Telephone Service
- Other Utilities



	\$ PER HOUSEHOLD	TOTAL \$000'S
Totals:	\$4,435	\$197,543
Natural Gas	\$473	\$21,093
Electricity	\$1,678	\$74,762
Fuel Oil And Other Fuels	\$161	\$7,205
Telephone Service	\$1,514	\$67,440
Other Utilities	\$607	\$27,043

Utilities (2020)

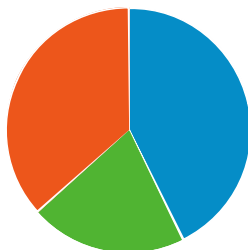
- Natural Gas
- Electricity
- Fuel Oil And Other Fuels
- Telephone Service
- Other Utilities



	\$ PER HOUSEHOLD	TOTAL \$000'S
Totals:	\$4,569	\$208,690
Natural Gas	\$489	\$22,368
Electricity	\$1,726	\$78,859
Fuel Oil And Other Fuels	\$166	\$7,613
Telephone Service	\$1,559	\$71,214
Other Utilities	\$626	\$28,636

Reading (2015)

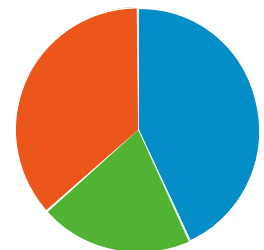
- Newspapers
- Magazines
- Books



	\$ PER HOUSEHOLD	TOTAL \$000'S
Totals:	\$131	\$5,874
Newspapers	\$56	\$2,519
Magazines	\$27	\$1,204
Books	\$48	\$2,150

Reading (2020)

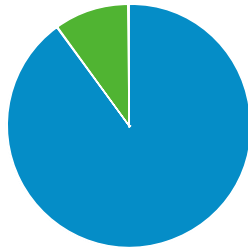
- Newspapers
- Magazines
- Books



	\$ PER HOUSEHOLD	TOTAL \$000'S
Totals:	\$137	\$6,281
Newspapers	\$59	\$2,696
Magazines	\$28	\$1,288
Books	\$50	\$2,298

Tobacco (2015)

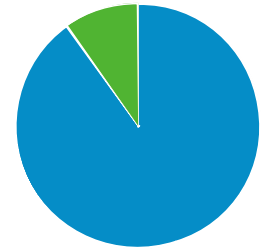
- Cigarettes
- Other Tobacco Products



	\$ PER HOUSEHOLD	TOTAL \$000'S
Totals:	\$360	\$16,036
Cigarettes	\$324	\$14,430
Other Tobacco Products	\$36	\$1,606

Tobacco (2020)

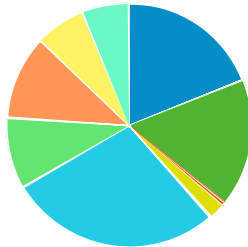
- Cigarettes
- Other Tobacco Products



	\$ PER HOUSEHOLD	TOTAL \$000'S
Totals:	\$365	\$16,710
Cigarettes	\$329	\$15,037
Other Tobacco Products	\$36	\$1,674

Transportation (2015)

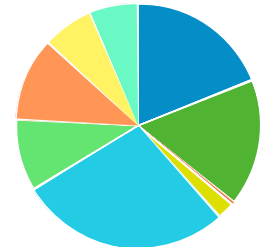
- New Vehicle Purchase
- Used Vehicle Purchase
- Motorcycles (New And Used)
- Vehicle Finance Charges
- Gasoline And Oil
- Vehicle Repair And Maintenance
- Vehicle Insurance
- Public Transportation
- Other Transportation Costs



	\$ PER HOUSEHOLD	TOTAL \$000'S
Totals:	\$11,288	\$502,726
New Vehicle Purchase	\$2,129	\$94,825
Used Vehicle Purchase	\$1,911	\$85,111
Motorcycles (New And Used)	\$47	\$2,130
Vehicle Finance Charges	\$258	\$11,533
Gasoline And Oil	\$3,170	\$141,205
Vehicle Repair And Maintenance	\$1,067	\$47,529
Vehicle Insurance	\$1,256	\$55,967
Public Transportation	\$735	\$32,767
Other Transportation Costs	\$710	\$31,659

Transportation (2020)

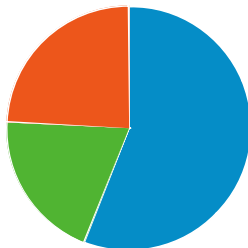
- New Vehicle Purchase
- Used Vehicle Purchase
- Motorcycles (New And Used)
- Vehicle Finance Charges
- Gasoline And Oil
- Vehicle Repair And Maintenance
- Vehicle Insurance
- Public Transportation
- Other Transportation Costs



	\$ PER HOUSEHOLD	TOTAL \$000'S
Totals:	\$11,651	\$532,166
New Vehicle Purchase	\$2,213	\$101,089
Used Vehicle Purchase	\$1,949	\$89,043
Motorcycles (New And Used)	\$48	\$2,214
Vehicle Finance Charges	\$265	\$12,135
Gasoline And Oil	\$3,251	\$148,496
Vehicle Repair And Maintenance	\$1,101	\$50,324
Vehicle Insurance	\$1,293	\$59,065
Public Transportation	\$781	\$35,709
Other Transportation Costs	\$746	\$34,091

Health Care (2015)

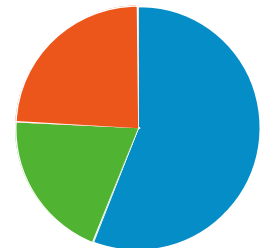
- Health Care Insurance
- Health Care Services
- Health Care Supplies And Equipment



	\$ PER HOUSEHOLD	TOTAL \$000'S
Totals:	\$4,743	\$211,225
Health Care Insurance	\$2,655	\$118,259
Health Care Services	\$940	\$41,863

Health Care (2020)

- Health Care Insurance
- Health Care Services
- Health Care Supplies And Equipment



	\$ PER HOUSEHOLD	TOTAL \$000'S
Totals:	\$4,891	\$223,441
Health Care Insurance	\$2,738	\$125,096
Health Care Services	\$969	\$44,260

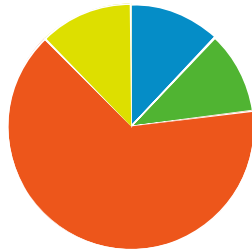
Health Care Supplies And Equipment \$1,147 \$51,104

Health Care Supplies And Equipment \$1,184 \$54,085

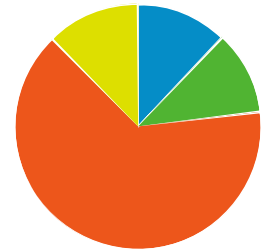
Miscellaneous Expenses (2015)

Miscellaneous Expenses (2020)

- Legal And Accounting
- Funeral And Cemetery
- Finance Charges Excluding Mortgage And Vehicle
- Other Miscellaneous Expenses



- Legal And Accounting
- Funeral And Cemetery
- Finance Charges Excluding Mortgage And Vehicle
- Other Miscellaneous Expenses



	\$ PER HOUSEHOLD	TOTAL \$000'S
Totals:	\$875	\$38,991
Legal And Accounting	\$105	\$4,711
Funeral And Cemetery	\$96	\$4,318
Finance Charges Excluding Mortgage And Vehicle	\$564	\$25,121
Other Miscellaneous Expenses	\$108	\$4,841

	\$ PER HOUSEHOLD	TOTAL \$000'S
Totals:	\$905	\$41,356
Legal And Accounting	\$109	\$4,998
Funeral And Cemetery	\$100	\$4,596
Finance Charges Excluding Mortgage And Vehicle	\$582	\$26,628
Other Miscellaneous Expenses	\$112	\$5,134

Personal Insurance (2015)

Personal Insurance (2020)

	\$ PER HOUSEHOLD	TOTAL \$000'S
	\$440	\$19,613

	\$ PER HOUSEHOLD	TOTAL \$000'S
	\$467	\$21,346

Contributions (2015)

Contributions (2020)

	\$ PER HOUSEHOLD	TOTAL \$000'S
	\$2,572	\$114,569

	\$ PER HOUSEHOLD	TOTAL \$000'S
	\$2,761	\$126,152

Retail Potential (2015)

	\$ PER HOUSEHOLD	TOTAL \$000'S
New Car Dealers	\$4,075	\$181,485
User Car Dealers	\$243	\$10,854
Recreational Vehicle Dealers	\$12	\$559
Motorcycle and Boat Dealers	\$175	\$7,831
Auto Parts and Accessories	\$632	\$28,182
Tire Dealers	\$288	\$12,840
Furniture Stores	\$407	\$18,150
Floor Covering Stores	\$144	\$6,448
Other Home Furnishing Stores	\$136	\$6,064
Appliances and Electronics Stores	\$942	\$41,970
Computer Stores	\$1,699	\$75,694
Camera and Photography Stores	\$106	\$4,740
Hardware Stores	\$220	\$9,840
Paint and Wallpaper Stores	\$20	\$903
Home Centers	\$489	\$21,778
Other Building Materials Stores	\$589	\$26,233
Outdoor Power Equipment Stores	\$18	\$821
Nursery and Garden Stores	\$147	\$6,556
Grocery Stores	\$6,725	\$299,490
Convenience Stores	\$285	\$12,714
Meat Markets	\$67	\$3,018
Fish and Seafood Markets	\$15	\$712
Fruit and Vegetable Markets	\$31	\$1,421

Source: Applied Geographic Solutions, 2015

Other Specialty Food Markets	\$49	\$2,223
Liquor Stores	\$160	\$7,140
Pharmacy and Drug Stores	\$1,419	\$63,193
Costmetics and Beauty Stores	\$60	\$2,696
Optical Goods Stores	\$142	\$6,360
Other Health and Personal Care Stores	\$114	\$5,105
Gasoline Stations with Convenience Stores	\$1,075	\$47,904
Gasoline Stations without Convenience Stores	\$175	\$7,830
Men's Clothing Stores	\$59	\$2,659
Women's Clothing Stores	\$190	\$8,500
Childrens' and Infant's Clothing Stores	\$106	\$4,731
Family Clothing Stores	\$402	\$17,926
Clothing Accessory Stores	\$21	\$966
Other Apparel Stores	\$47	\$2,127
Shoe Stores	\$128	\$5,742
Jewelry Stores	\$261	\$11,658
Luggage Stores	\$240	\$10,724
Sporting Goods Stores	\$177	\$7,920
Hobby, Toy, and Game Stores	\$53	\$2,382
Sewing and Needlecraft Stores	\$20	\$917
Musical Instrument Stores	\$42	\$1,892
Book Stores	\$374	\$16,671
Record, Tape, and CD Stores	\$100	\$4,486
Department Stores	\$3,198	\$142,443
Warehouse Superstores	\$1,359	\$60,539
Other General Merchandise Stores	\$383	\$17,092
Florists	\$31	\$1,401
Office and Stationary Stores	\$293	\$13,090
Gift and Souvenir Stores	\$93	\$4,186
Used Merchandise Stores	\$61	\$2,740
Pet and Pet Supply Stores	\$124	\$5,528
Art Dealers	\$11	\$532
Mobile Home Dealers	\$0	\$34
Other Miscellaneous Retail Stores	\$127	\$5,666
Mail Order and Catalog Stores	\$2,337	\$104,075
Vending Machines	\$97	\$4,326
Fuel Dealers	\$398	\$17,738
Other Direct Selling Establishments	\$204	\$9,120
Hotels and Other Travel Accomodations	\$153	\$6,819
RV Parks	\$2	\$111
Rooming and Boarding Houses	\$1	\$45
Full Service Restaurants	\$1,029	\$45,831
Limited Service Restaurants	\$1,019	\$45,391
Special Food Services and Catering	\$171	\$7,628
Drinking Places	\$93	\$4,168