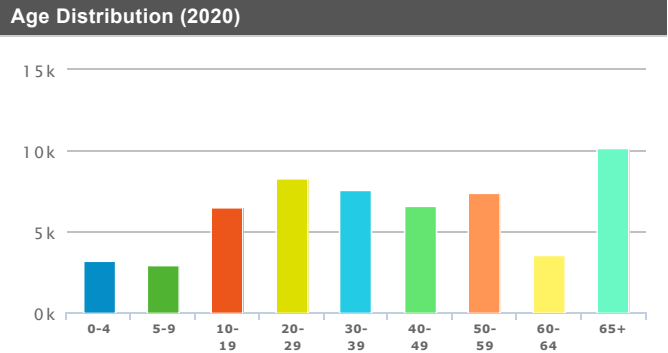
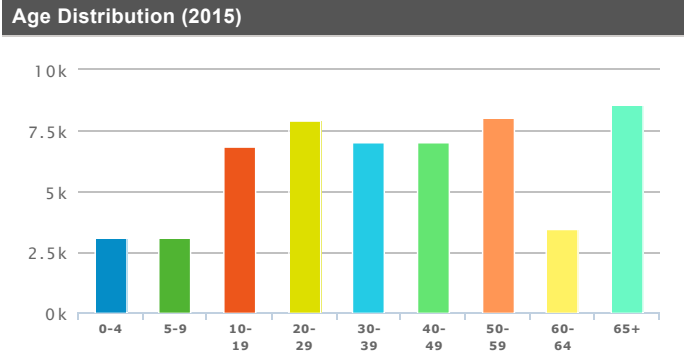


Demographics 5 Miles

Demographics Report (5 mile radius around 2 Courthouse Square)

Population (2015)	
	TOTAL
Population (2015)	55,064

Population (2020)	
	TOTAL
Population (2020)	56,290



	TOTAL	%
0-4	3,069	5.57
5-9	3,078	5.59
10-19	6,822	12.39
20-29	7,911	14.37
30-39	7,052	12.81
40-49	7,034	12.77
50-59	8,057	14.63
60-64	3,447	6.26
65+	8,594	15.61

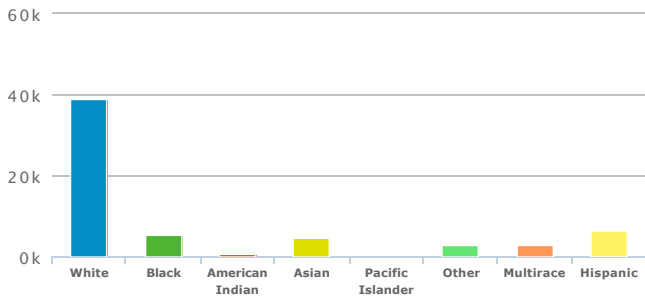
	TOTAL	%
0-4	3,172	5.64
5-9	2,980	5.29
10-19	6,550	11.64
20-29	8,285	14.72
30-39	7,581	13.47
40-49	6,579	11.69
50-59	7,380	13.11
60-64	3,613	6.42
65+	10,150	18.03



	TOTAL	%
Male	26,876	48.81
Female	28,188	51.19

	TOTAL	%
Male	27,476	48.81
Female	28,814	51.19

Race and Ethnicity Distribution (2015)

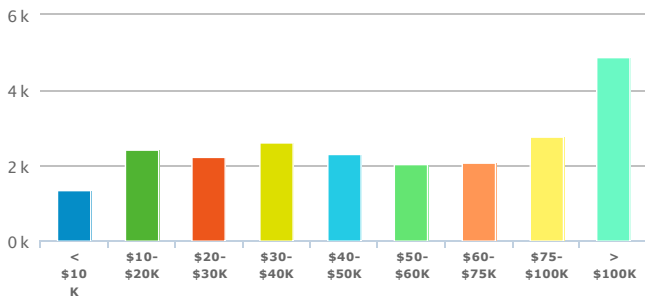


	TOTAL	%
White	38,869	70.59
Black	5,457	9.91
American Indian	611	1.11
Asian	4,596	8.35
Pacific Islander	56	.1
Other	2,694	4.89
Multirace	2,781	5.05
Hispanic	6,449	11.71

Total Households (2015)

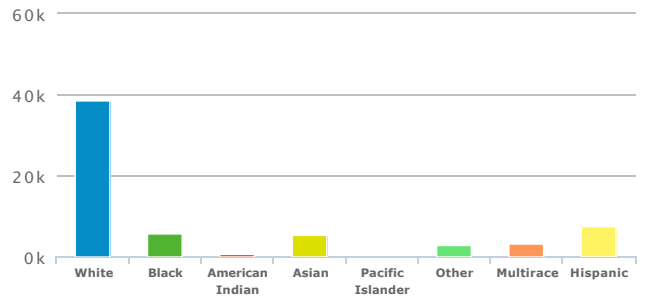
	TOTAL	%
Households	22,617	
Families	13,883	61.38

Household Income Distribution (2015)



	TOTAL	%
< \$10 K	1,330	5.88
\$10-\$20K	2,413	10.67
\$20-\$30K	2,225	9.84
\$30-\$40K	2,598	11.49
\$40-\$50K	2,289	10.12
\$50-\$60K	2,029	8.97
\$60-\$75K	2,059	9.1
\$75-\$100K	2,783	12.3
> \$100K	4,891	21.63

Race and Ethnicity Distribution (2020)

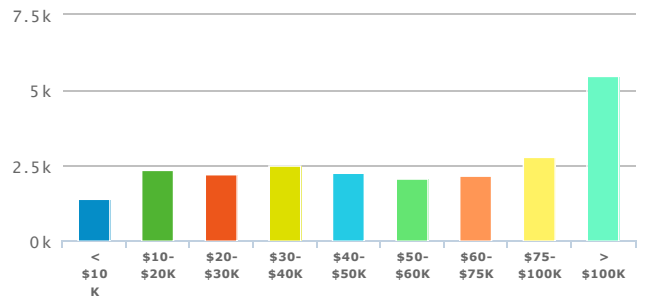


	TOTAL	%
White	38,536	68.46
Black	5,674	10.08
American Indian	685	1.22
Asian	5,213	9.26
Pacific Islander	58	.1
Other	3,003	5.33
Multirace	3,121	5.54
Hispanic	7,575	13.46

Total Households (2020)

	TOTAL	%
Households	23,234	
Families	14,135	60.84

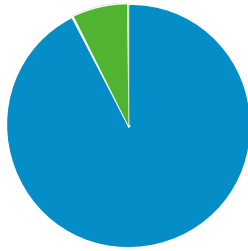
Household Income Distribution (2020)



	TOTAL	%
< \$10 K	1,378	5.93
\$10-\$20K	2,377	10.23
\$20-\$30K	2,223	9.57
\$30-\$40K	2,517	10.83
\$40-\$50K	2,279	9.81
\$50-\$60K	2,044	8.8
\$60-\$75K	2,159	9.29
\$75-\$100K	2,781	11.97
> \$100K	5,476	23.57

Labor Force Status (2015)

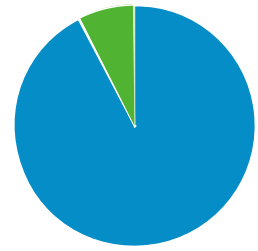
■ Employed
■ Unemployed



	TOTAL	%
Labor Force	30,764	
Employed	27,745	90.19
Unemployed	2,259	7.34
In Armed Forces	760	
Not In Labor Force	14,262	

Labor Force Status (2020)

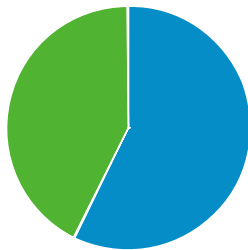
■ Employed
■ Unemployed



	TOTAL	%
Labor Force	31,737	
Employed	28,626	90.2
Unemployed	2,330	7.34
In Armed Forces	781	
Not In Labor Force	14,722	

Total Number of Housing (2015)

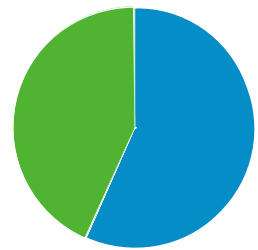
■ Owner-Occupied Dwellings
■ Renter-Occupied Dwellings



	TOTAL	%
Total Dwellings	23,791	
Owner-Occupied Dwellings	12,976	57.37
Renter-Occupied Dwellings	9,641	42.63
Housing Units Occupied	22,617	95.07

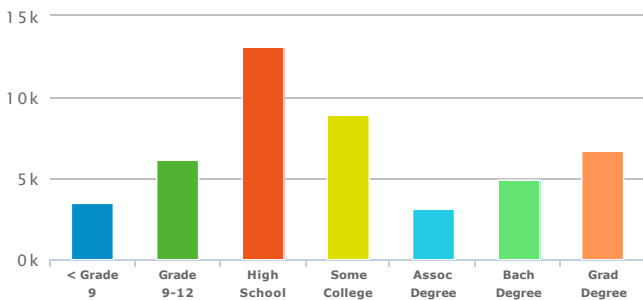
Total Number of Housing (2020)

■ Owner-Occupied Dwellings
■ Renter-Occupied Dwellings



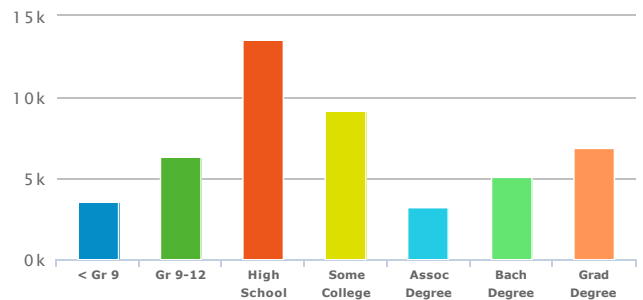
	TOTAL	%
Total Dwellings	24,375	
Owner-Occupied Dwellings	13,162	56.65
Renter-Occupied Dwellings	10,072	43.35
Housing Units Occupied	23,234	95.32

Education Attainment (2015)



	TOTAL	%
Population Age 25+	46,323	
< Grade 9	3,486	7.53
Grade 9-12	6,121	13.21
High School	13,111	28.3
Some College	8,891	19.19
Assoc Degree	3,131	6.76
Bach Degree	4,893	10.56
Grad Degree	6,690	14.44

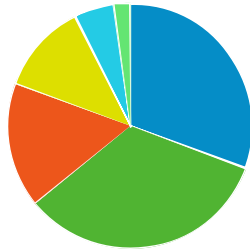
Education Attainment (2020)



	TOTAL	%
Population Age 25+	47,888	
< Gr 9	3,600	7.52
Gr 9-12	6,322	13.2
High School	13,556	28.31
Some College	9,222	19.26
Assoc Degree	3,244	6.77
Bach Degree	5,050	10.55
Grad Degree	6,894	14.4

Size of Household (2015)

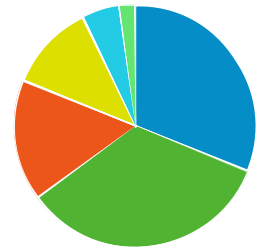
- 1 Person
- 2 Person
- 3 Person
- 4 Person
- 5 Person
- 6+ Person



	TOTAL	%
1 Person	6,846	30.27
2 Person	7,453	32.95
3 Person	3,661	16.19
4 Person	2,680	11.85
5 Person	1,164	5.15
6+ Person	487	2.15

Size of Household (2020)

- 1 Person
- 2 Person
- 3 Person
- 4 Person
- 5 Person
- 6+ Person



	TOTAL	%
1 Person	7,158	30.81
2 Person	7,728	33.26
3 Person	3,720	16.01
4 Person	2,684	11.55
5 Person	1,148	4.94
6+ Person	487	2.1

Source: Applied Geographic Solutions, 2015